



i-LeV&L Capacitive Filling Level Probe - KFW

2 Limit value switching points

- Integrated evaluation electronics
- Easy Teach by wire
- Housing material: PTFE, Ø 16 mm
- Automatic identification of NPN / PNP function

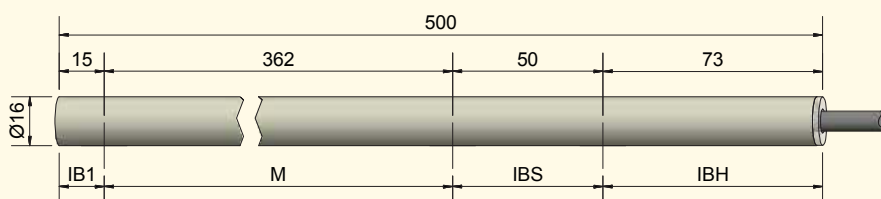
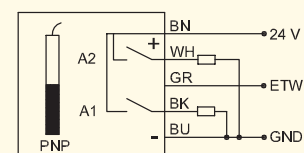
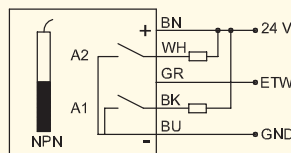
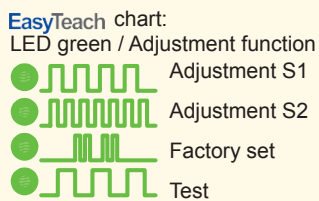


Technical data

Active zones [M]	362 mm
Electrical version	4 - wire DC
Output function	2 limit value switching points, normally open
Type	KFW-52-500-362-PTFE-D16-S-ETW-Z02
Art.-No.	KW 0039
Operating voltage (U _b)	15...30 V DC
Permitted residual ripple max.	5 %
Output current max.	100 mA
Power consumption (outputs no-load)	0,9 W
Frequency of operating cycles max.	1 Hz
Permitted ambient temperature	-25...+70 °C
LED-Display	Green
Protective circuit	Built-in
Degree of protection IEC 60529	IP 67
Norm	EN 60947-5-2*
Connection cable	2 m, PVC, 5 x 0.34 mm ²
Housing material	PTFE (FDA 21 CFR 177.1550)
Active zone	PTFE (FDA 21 CFR 177.1550)
Lid	PC (FDA 21 CFR 177.1580)

Accessories for mounting (not delivered with the probe) please see our selection of accessories.

*Where applicable



Other housing materials for the active zone (probe), like PE, PTFE, PVDF or PEEK on request.

Made in Germany

All specifications are subject to change without notice. (05/2018)