
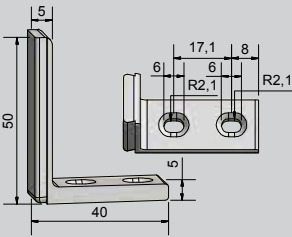

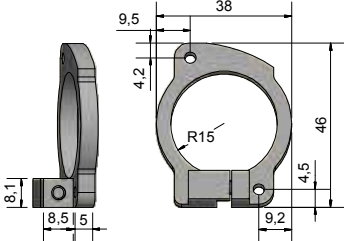

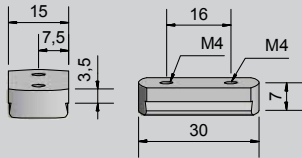

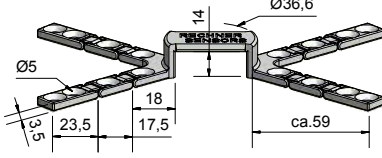

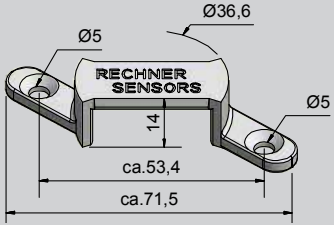


## Accesorios

| Foto  | No. Art. | Descripción   | Dimensiones   |
|---|----------|---|---|
|    | 196389   | H-01<br>Soporte de montaje acodado<br>Material PA 2200  |    |
|    | 196390   | H-02<br>Adaptador de montaje<br>Material PA 2200  |    |
|   | 196391   | H-03<br>Adaptador de montaje<br>Material PA 2200  |  |
|  | 196392   | H-04<br>Adaptador de montaje plegable, p. ej para la colocación del sensor para el control de fugas<br>Material PA 2200 |   |
|  | 196393   | H-05<br>Soporte de montaje<br>Material PA 2200  |  |

Se reserva el derecho a efectuar modificaciones sin previo aviso. (11/2016)